


High pressure ball valve stainless steel GK06 / cast steel GK06



Description:

High-pressure ball valve with thread connection made of stainless steel or cast steel with full port design. Pressure up to 100 bar. Stainless steel ball to shut off pipeline systems.

Features:

- suitable for neutral and not neutral **gaseous & liquid media**
- two piece body
- free of silicone
- plate spring forced PTFE packing additional O-ring
- blow-out proof stem design maintenance free for high cycle applications
- length acc. To DIN 3202-M3
- mounting flange DIN ISO 5211

Connection:

1/2", 3/4", 1", 1 1/4", 1 1/2", 2" Zoll

Construction:

Full port design

Pressure:

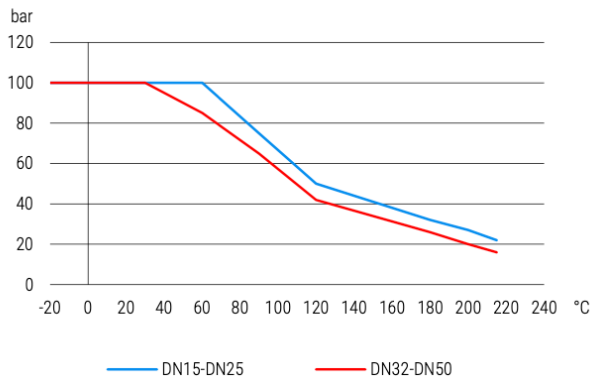
0 – 100 bar – depending on design

Typ	body material	ball seal & stem seal & body seal	temperature	pressure	handle	certification
GK0600	stainless steel 1.4408	00 – PTFE TFM & FKM & PTFE TFM	-20°C up to +215°C	PN100	handle	--
GK0601	cast steel 1.0619 zinc plated	00 – PTFE TFM & FKM & PTFE TFM	-20°C up to +215°C	PN100	handle	--
GK0602	stainless steel 1.4408	00 - PTFE TFM & FKM & PTFE TFM	-20°C up to +215°C	PN100	without handle	--
	stainless steel 1.4408	01 – PTFE & EPDM & PTFE	0°C up to +65°C (short term up to +95°C)	PN10	without handle	DVGW W drinking water approval acc. to DIN EN 13828 and DVGW W 570-1
	stainless steel 1.4408	02 – PTFE & FKM & PTFE TFM	-20°C up to +60°C	PN16	without handle	DVGW G gas approval acc. to DIN EN 13774 and GAR EU/2016/426
	stainless steel 1.4408	03 – PTFE & FKM & PTFE TFM	-20°C up to +180°C	PN40 – max. Diff.-pressure 7 bar	without handle	--
	stainless steel 1.4408	03 – PTFE & FKM & PTFE TFM	-20°C up to +180°C	PN40	without handle	--

Design: two – piece ball valve with full port design
Body stainless steel 1.4408
Handle stainless steel 1.4301
Certifications: **TA Luft/AIR** acc. To DIN EN ISO 15848 (PN100 Version excluded)
LABS compliant acc. to VDMA 24364

pressure-temperature-table:

Druck-Temperatur-Diagramm pressure-temperature-diagram

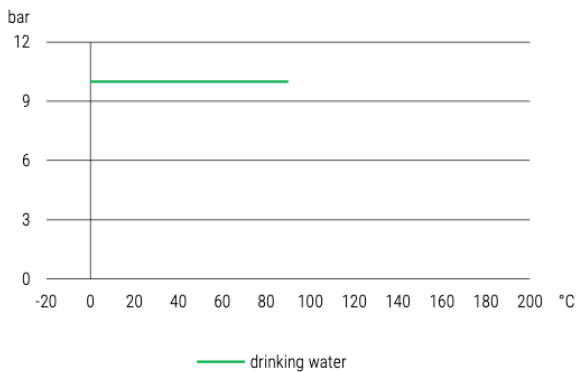


break-away torque:

PN100-version:

dimension DN	break away torque in Nm				
	PN0	PN7	PN16	PN40	PN100
15	7	7	7	7	10
20	13	13	13	13	15
25	15	15	15	15	20
32	35	35	35	35	40
40	40	40	40	45	60
50	50	50	50	70	85

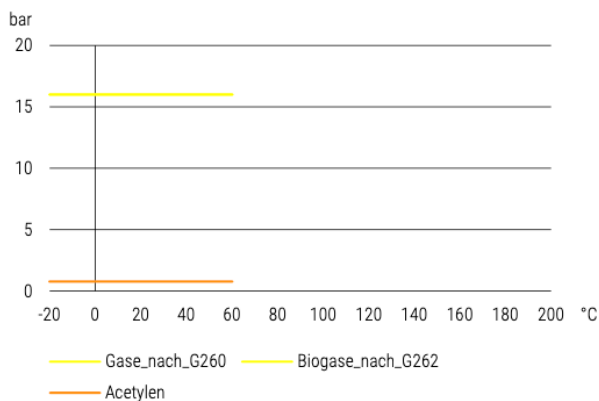
Druck-Temperatur-Diagramm pressure-temperature-diagram



PN10-version DVGW drinking-water:

dimension DN	break away torque in Nm				
	PN0	PN7	PN16	-	-
15	4	4	4	-	-
20	8	8	8	-	-
25	9	9	9	-	-
32	18	18	18	-	-
40	20	20	20	-	-
50	30	30	30	-	-

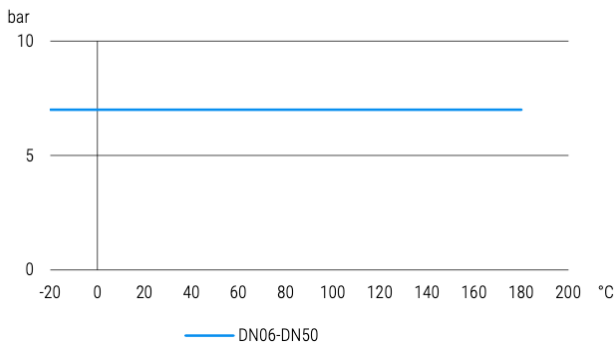
Druck-Temperatur-Diagramm pressure-temperature-diagram



PN16-version DVGW gas:

dimension DN	break away torque in Nm				
	PN0	PN7	PN16	-	-
15	4	4	4	-	-
20	8	8	8	-	-
25	9	9	9	-	-
32	18	18	18	-	-
40	20	20	20	-	-
50	30	30	30	-	-

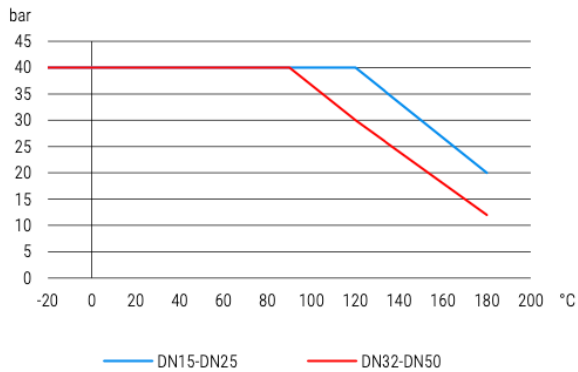
Druck-Temperatur-Diagramm pressure-temperature-diagram



PN40-version (max. differential pressure 7,0bar):

dimension	break away torque in Nm				
	PN0	PN7			-
DN					
15	3	3			-
20	3	3			-
25	7	7			-
32	9	9			-
40	12	12			-
50	18	18			-

Druck-Temperatur-Diagramm pressure-temperature-diagram



PN40-version:

dimension	break away torque in Nm				
	PN0	PN7	PN16	PN40	-
DN					
15	3	3	5	5	-
20	3	3	7	7	-
25	7	7	12	12	-
32	9	9	25	25	-
40	12	12	28	28	-
50	18	18	45	45	-

Materials:

no. description

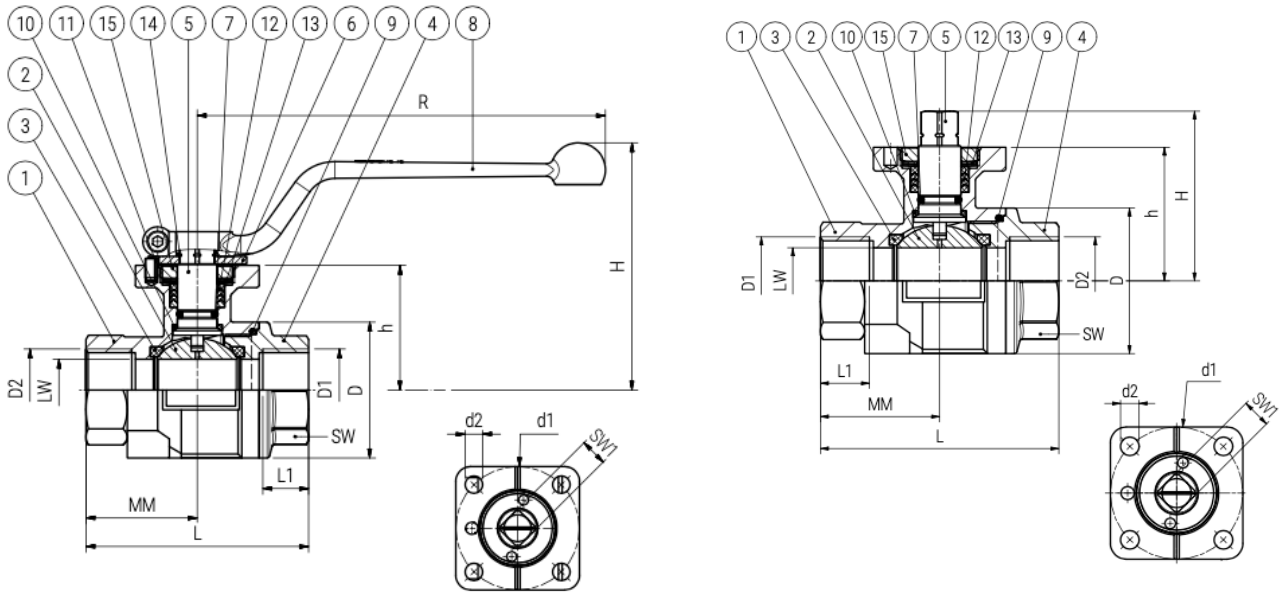
- 1 body
- 2 ball
- 3 ball seal
- 4 flange/nipple
- 5 stem
- 6 stop plate
- 7 spindle seal
- 8 handle
- 9 body seal
- 10 thrust washer
- 11 stop pin
- 12 packing
- 13 spring plate
- 14 clip ring
- 15 packing nut

material GK06

- stainless steel 1.4408
- stainless steel 1.4408
- See art.No.
- stainless steel 1.4408
- stainless steel 1.4401
- stainless steel 1.4301
- See art.No.
- stainless steel 1.4301
- See art.No.
- PTFE
- stainless steel A2
- PTFE
- spring steel 1.4310
- spring steel
- stainless steel 1.4404

material GK0601

- cast steel 1.0619 zincd
- stainless steel 1.4408
- See art.No.
- cast steel 1.0619 zincd
- stainless steel 1.4401
- stainless steel 1.4301
- See art.No.
- stainless steel 1.4301
- See art.No.
- PTFE
- stainless steel A2
- PTFE
- spring steel 1.4310
- spring steel
- stainless steel 1.4404



Dimensions:

DN	LW	D1, D2	L	L1	MM	R	H	H	h	D	SW	SW1	M	d1	d2	weight
		DIN EN 10226-1					handle	without handle					DIN ISO			
15	15	Rp 1/2"	75	14,5	37,5	130	69,5	43,5	33,5	36	27	9	F03	36	6	0,51
20	20	Rp 3/4"	80	16,5	40	130	73,0	47	37,0	45	32	9	F03	36	6	0,63
25	25	Rp 1"	90	18,5	45	167	102,0	64	50,5	55	41	11	F05	50	7	1,16
32	32	Rp 1 1/4"	110	23,5	55	167	108,0	70	56,5	68	50	11	F05	50	7	1,39
40	40	Rp 1 1/2"	120	24,5	60	188	124,0	82,5	67,0	80	55	14	F05	50	7	2,31
50	50	Rp 2"	140	26,5	70	188	132,0	90,5	75,0	96	70	14	F05	50	7	3,76

Article number:

Type	Version	Seal*	Size
GK06	00 – stainless steel	00 – TFM	01 – 1/4"
	01 – cast steel	01 – DVGW-W	02 – 3/8"
	02 – stainless steel without lever	02 – DVGW-G	03 – 1/2"
		03 – PTFE-GF (PN40/diff.: 7 bar max)**	04 – 3/4"
		04 – PTFE (PN40)	05 – 1"
			06 – 1 1/4"
			07 – 1 1/2"
			08 – 2"

Example no. GK06000005:

GK06 | **00** | **00** | **05**

High pressure ball valve

Version: stainless steel

Seal: TFM

Size: 1"

note:

*) Standard-Seal TFM PN100, other seals / pressures only possible with stainless steel version (GK0600 + GK0602)!

***) Seal typ -03 is just for differential pressures up to 7bar

Image similar, subject change without notice.